

# Echelon Series



CP9C HIGH EFFICIENCY **MODULATING GAS FURNACES**



## HEATING PERFORMANCE THAT HITS YOUR COMFORT LEVEL

Your special moments deserve to be lived in full Coleman Comfort. From breakfast time to family time to bed time, a new Coleman system makes every day feel great !




**Heating & Air Conditioning**



## COMFORT AT ALL TIMES



A COZY FAMILY GATHERING, A RELAXING EVENING, A QUIET WINTER MORNING - YOUR COMFORT NEEDS CHANGE THROUGHOUT THE DAY. THAT'S WHY COLEMAN® INVENTED THE 33-INCH ECHELON™ MODULATING GAS FURNACE TO MATCH YOUR COMFORT LEVEL MORE CLOSELY BY VARYING THE HEATING RATE CONTINUOUSLY AND PRECISELY.



LAWN MOWER 110 dB

WASHING MACHINE 80 dB

**ECHELON**  
75 dB

### COMFORT WITH A CONSCIENCE

These days, energy costs and environmental issues concern everyone. As the ultimate Coleman gas furnace design, Echelon modulating units can reduce energy costs nearly 40% compared to furnaces that are 20 years old. And, with up to a 98%\*\* Annual Fuel Utilization Efficiency (AFUE) rating on our high-efficiency models, not only are they ENERGY STAR® qualified, they are some of the most energy-efficient furnaces you can buy!

### INFINITE COMFORT LEVELS

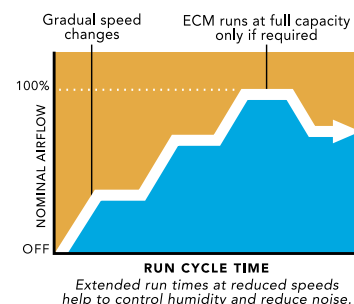
Don't adjust your lifestyle to different temperature levels. Instead, enjoy a comfortable temperature that matches your level of living. That's the idea behind the Coleman Echelon modulating gas furnace. Traditional furnaces run at one or two heating stages. But the firing rate of the Echelon furnaces continuously modulate at 1% increments to save fuel by matching your comfort levels more exactly.

### KEEP COMFORT CONSTANT WITH ECM TECHNOLOGY

The Echelon modulating furnace features a variable-speed design built around Coleman's own electronically commutated motor (ECM). That means fan speed gradually changes to efficiently circulate air for longer periods of time. So warm air never becomes trapped in a room's ceiling. Also, extended run times at lower speed help control humidity, enhance energy efficiency and reduce sound levels. That translates into efficient, constant indoor comfort whether you live in a dry, humid or temperate area.

### EcoTrak CUSTOMIZES YOUR COMFORT LEVEL

Now you can enjoy custom comfort regardless of whether you live in a dry, temperate or humid climate. That's because we use EcoTrak™ technology that allows your installer to set an operating cycle that works best in a particular climate.



### MODULATING TECHNOLOGY TO HELP YOU STAY IN YOUR COMFORT ZONE...

The colder it is outside, the more heat your home loses, creating additional demand on your heating system. Depending on the time of day, and the type of furnace you have, your home can experience drastic temperature fluctuations. Understanding the differences between furnace types will help you make the right choice to stay in your comfort zone.

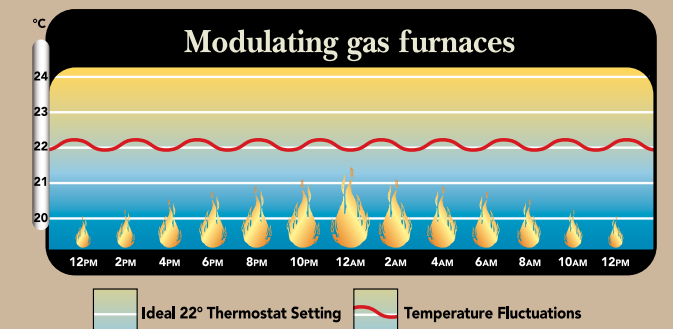
The Coleman Echelon modulating gas furnace has been designed to maintain your ideal temperature by modulating in one-percent increments. Comfort is dramatically increased as the furnace adjusts its level of operation up or down to offset the rate at which heat leaves your home.

### COMPACT DESIGN FOR EASY INSTALLATION

Now available at a 33 inch height, Echelon modulating gas furnaces are a high-efficiency solution that fits in practically every installation — closets, attics, garages and other tight spaces.

### PACKED WITH GREAT FEATURES

- Precision temperature control
- Better energy efficiency
- Quieter operation



# INFINITE COMFORT LEVELS

**HOW COMFORTABLE IS YOUR WALLET ?**

By matching your Coleman system with other Coleman equipment, you will maximize energy efficiency. Ask your Coleman dealer about central air conditioning systems, heat pumps, fans, filters, IAQ equipment and advanced controls to complete your system. Talking to your dealer will keep you informed, save you money and time, and protect your family's health - all part of Coleman Comfort.



## ECHELON 98% HIGH-EFFICIENCY FURNACE

Model 9.C Series Variable-Speed	Nominal CFM	BTU	Width (inches)*	AFUE
CP9C060B12MP12C	1,200	60,000	17½	97.5%
CP9C080B12MP12C	1,200	80,000	17½	97.5%
CP9C080C16MP12C	1,600	80,000	21	97.7%
CP9C100C16MP12C	1,600	100,000	21	97.7%
CP9C100C20MP12C	2,000	100,000	21	97.7%
CP9C120D20MP12C	2,000	120,000	24 ½	98%

\* All units measure 33" high x 30 1/4" deep.


Every Coleman® system is backed with the best limited warranties available. To be valid, the qualifying product must be registered on-line via [www.upgproductregistration.com](http://www.upgproductregistration.com) within 90 days of installation.



\*Qualifying product must be registered on-line via [www.upgproductregistration.com](http://www.upgproductregistration.com) within 90 days of installation.



**Heating & Air Conditioning**



Authorized dealer

CP9CENGES0113

